

# Joint Strategic Needs Assessment: Sexual Health summary

*Good sexual health is an important aspect of health and wellbeing. It is vital that people have the information, confidence and means to develop positive relationships and protect themselves and their partners from infection and unintended pregnancy*

## Groups more likely to have poor sexual health:

Men who have sex with men

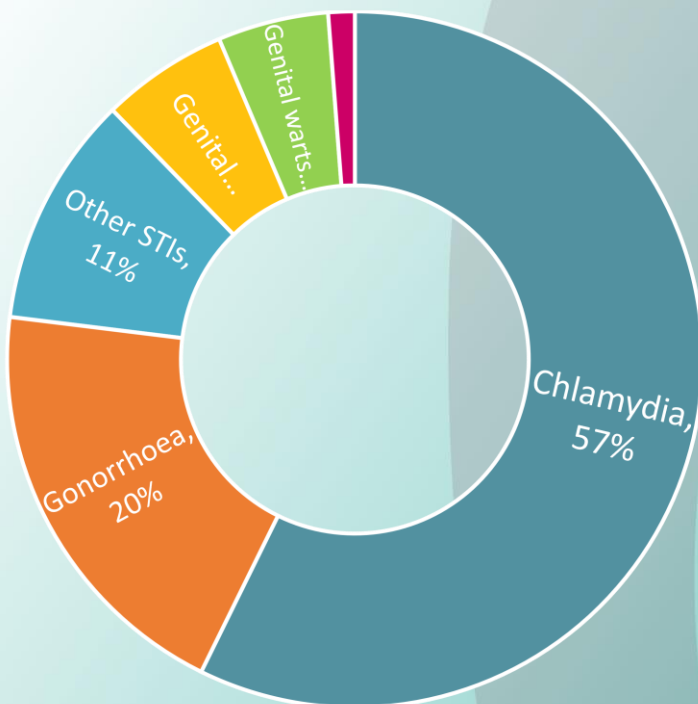
Some Black ethnic groups

Sex workers

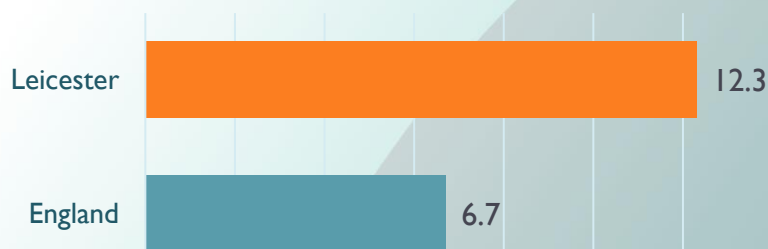
Victims of sexual and domestic abuse

Young people are more likely to become re-infected with sexually transmitted infections

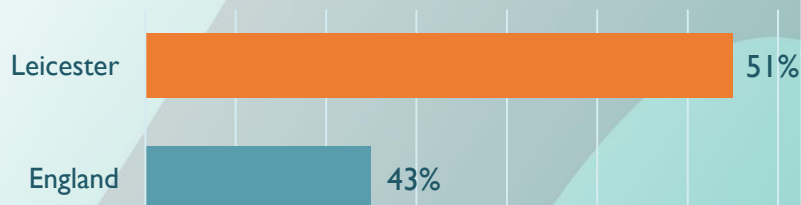
% of STIs diagnosed in Leicester, 2023



New HIV diagnosis rate per 100,000, 2022



HIV late diagnosis in people first diagnosed in the UK, 2020-22



## HIV

Leicester is the 6<sup>th</sup> highest HIV area outside London

Around 1,000 residents receiving HIV-related care

High rate of late diagnosis of infection

HIV testing coverage is higher than in England

Groups at highest risk of HIV are men who have sex with men and people from sub-Saharan Africa

# Contraception and Conceptions and Terminations



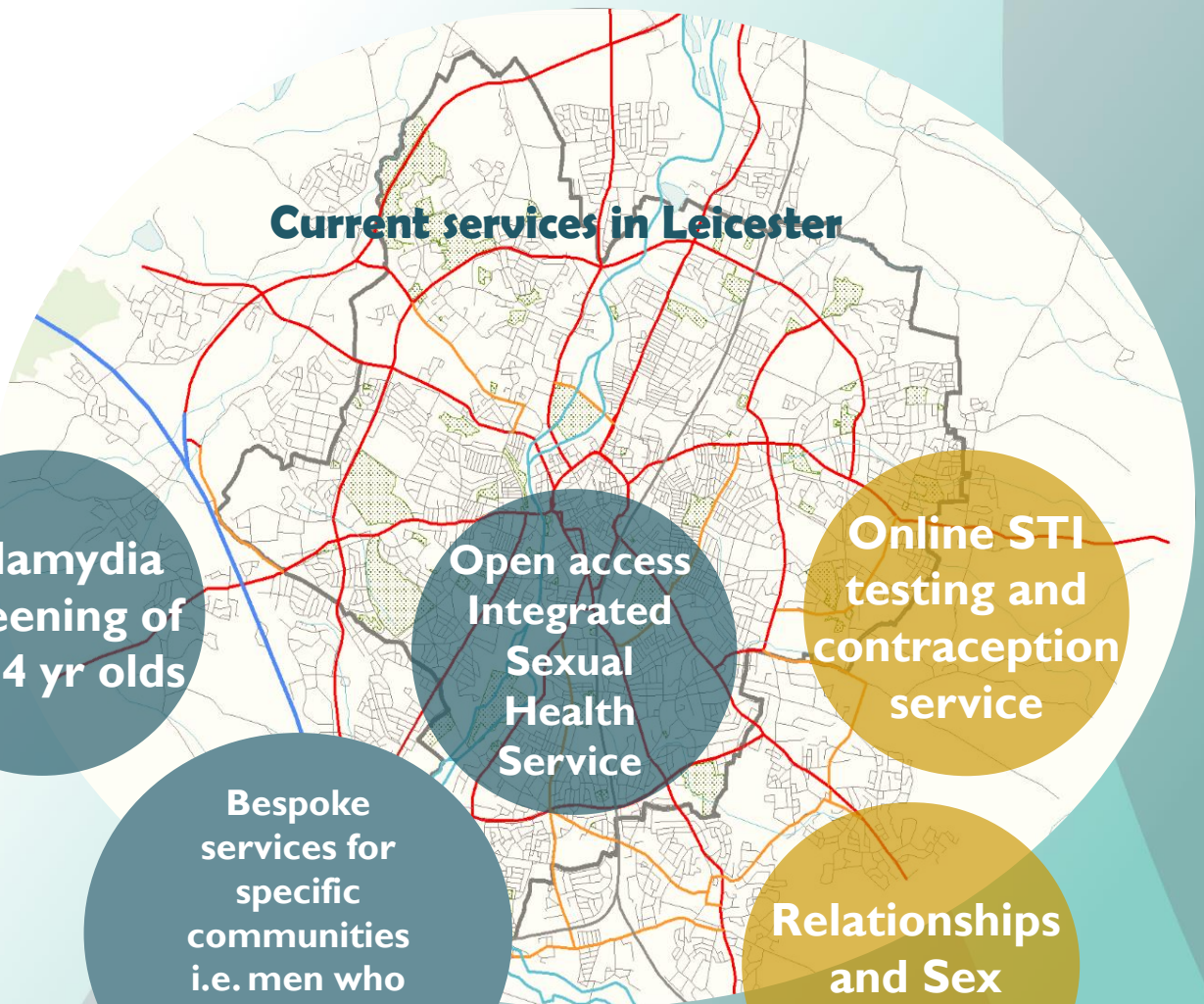
Lower levels of long-acting reversible contraception, particularly fittings by GPs



Higher rates of teenage pregnancy than England despite over 70% reduction of teenage pregnancy rate since 2000

Teenage pregnancy rates higher in west of Leicester

Termination rates are higher than the England average



# Sexual Health Chapter: Key Statistics

Indicator	Sex	Time period	Count	Value	England	DOT
All new STI diagnoses rate per 100,000		2023	2,760	739.2	703.6	→ 1
New STI diagnoses (excluding chlamydia aged under 25) per 100,000		2023	1,721	460.9	519.9	→ 2
Syphilis diagnostic rate per 100,000		2023	34	9.1	16.7	→ 2
Gonorrhoea diagnostic rate / 100,000		2023	543	145.4	149.2	↓ 1
Chlamydia detection rate per 100,000 aged 15 to 24		2023	1,032	1602.5	1545.9	→ 2
Chlamydia proportion of females aged 15 to 24 screened		2023	5,676	18.1	20.4	→ 2
HIV testing coverage, total		2022	3,252	53.8	48.2	↓ 1
New HIV diagnosis rate per 100,000		2022	45	12.3	6.7	→ 2
HIV diagnosed prevalence rate per 1,000		2022	1,011	2.8	1.7	→ 2
HIV late diagnosis in people first diagnosed with HIV in the UK		2020 - 22	24	51.1	43.3	→ 2
Antiretroviral therapy (ART) coverage in people accessing HIV care		2022	1,002	99.1	98.1	→ 2
Population vaccination coverage: HPV vaccination coverage for one dose (12 to 13 year old)		2022/23	1,269	52.8	71.3	↓ 1
Total abortion rate / 1000		2021	1,649	20.4	19.2	↓ 1
Under 25s repeat abortions (%)		2021	187	30.1	29.7	→ 2
Abortions under 10 weeks (%)		2021	1,453	88.9	88.6	↑ 3
Total prescribed LARC excluding injections rate / 1,000		2022	2,890	33.3	44.1	↑ 4
Under 18s conception rate / 1,000		2021	120	17.3	13.1	↑ 3
Under 18s conceptions leading to abortion (%)		2021	51	42.5	53.4	→ 2
Violent crime - sexual offences per 1,000 population		2022/23	1,563	4.3	3.0	↑ 4

## Direction of Travel (DOT)

Getting worse	↑	3
No significant change	→	2
Getting better	↓	1
Increasing	↑	4

Significantly higher than England

Significantly lower than England